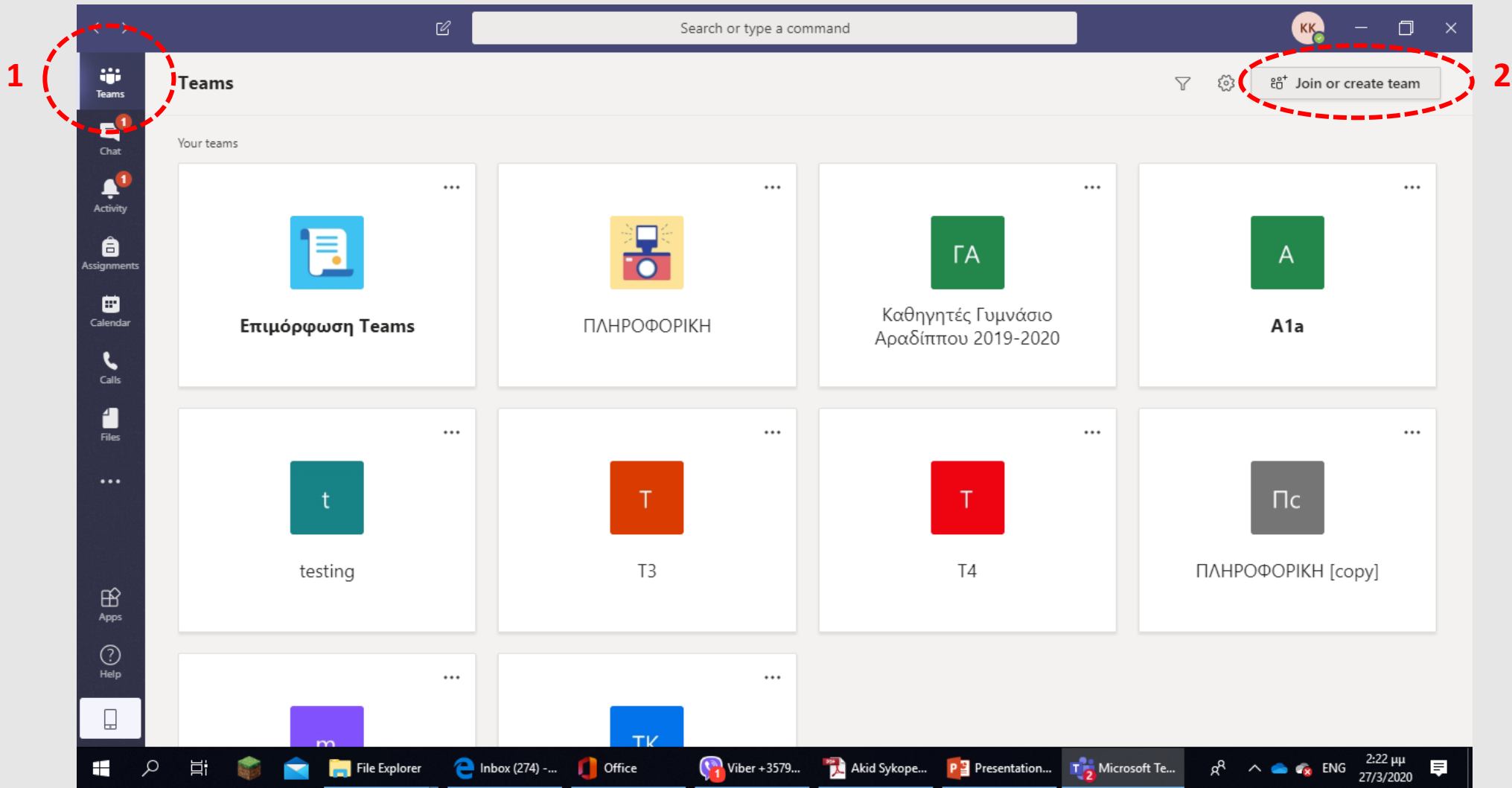


Δημιουργία Ομάδας





Πατάμε το εικονίδιο Teams (1) και Join or create team (2)

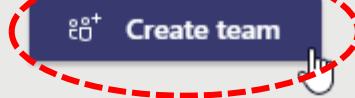
Join or create a team



Create a team



3



Join a team with a code

Enter code

Got a code to join a team? Enter it above.

Πατάμε το εικονίδιο Create team (3)

Select a team type



Class

Discussions, group projects,
assignments

4



Professional Learning
Community (PLC)

Educator working group



Staff

School administration and
development



Other

Clubs, study groups, after school
activities

Επιλέγουμε Class (4)

Η κατηγορία Class είναι η καλύτερη επιλογή γιατί έχει Predefined settings να μην μπορούν οι μαθητές να πάρουν τον έλεγχο της συνάντησης.

Create your team

Teachers are owners of class teams and students participate as members. Each class team allows you to create assignments and quizzes, record student feedback, and give your students a private space for notes in Class Notebook.

Name

Γ6(Α) - ΠΛΗΡΟΦΟΡΙΚΗ

Description (optional)

Σε αυτή την ομάδα θα υπάρχουν 13 παιδιά του Γ6

[Create a team using an existing team as a template](#)

Cancel

Next

5

6

**Καθορίζουμε όνομα της ομάδας μας (5)
και πατάτε Next (6)**

Αφήνουμε την ομάδα κενή με το Skip (7)

Add people to "Γ6(A) - ΠΛΗΡΟΦΟΡΙΚΗ"

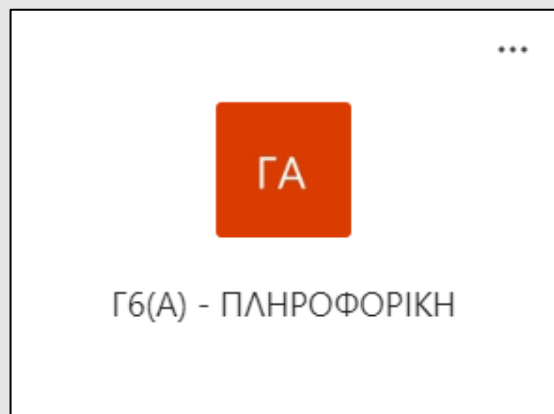
Students Teachers

Search for students

Start typing a name to choose a group, distribution list, or person at your school.

7

Έτοιμη η ομάδα με Owner εμάς και ΧΩΡΙΣ μαθητές (Members).



A detailed view of the team page for 'Γ6(A) - ΠΛΗΡΟΦΟΡΙΚΗ ...'. The page header includes a light blue square with 'Γ6', the team name, and a 'Team' icon. Below the header are tabs for 'Members', 'Apps', and '4 more'. A search bar for members and an 'Add member' button are present. The 'Owners (1)' section is expanded, showing a table with one member: 'kakia ...' with the role 'Owner'. The 'Members and guests (0)' section is collapsed. Two red arrows point to the 'Owners (1)' and 'Members and guests (0)' section headers.

Name	Title	Location	Tags	Role
kakia ...				Owner